


Certified compliant with IBC and IRC.

NO.	DESCRIPTION	QTY	DRAWN	CHECKED	ENG APPR.	MFG APPR.	Q.A.	COMMENTS:
1	LAG BOLT 5/16"- 4 1/2" 18.8 SS	1						<p>KIT, IRONRIDGE FLASHFOOT (L-FOOT INCLUDED)</p> <p>DO NOT SCALE DRAWING</p>
2	5/16" EPDM BONDED WASHER 18.8 SS	1						
3	SCL-101-3	1						
4	IR-GF-FLASHING	1						
5	IR-GF-SUPPORT	1						
6	BOLT, 3/8-16 X 1" HEX CS SS	1						
7	NUT, FLANGE HEX 3/8-16 SS	1						


* Bill of materials shown is for a single FlashFoot assembly.

Installation Overview


Tools Required: tape measure, chalk line, stud finder, roofing bar, caulking gun with an approved sealant, drill with 1/4" bit and 1/2" socket.



Locate rafters and snap vertical and horizontal lines to mark locations of flashings. Drill 1/4" pilot holes, then backfill with an approved sealant.



Slide flashing, between 1st and 2nd course, so the top is at least 3/4" above the edge of the 3rd course and the bottom is above the edge of the 1st course.



Line up pilot hole with flashing hole and insert lag bolt through bonded washer, L-Foot, and flashing. Tighten lag bolt until fully seated.



The FlashFoot is now installed and ready for IronRidge Rails. With provided L-foot fasteners pre-loaded into rails, drop rails into open L-foot slots.

Testing & Certification

FlashFoot is certified for compliance with the International Building Codes (IBC) & International Residential Codes (IRC) by IAPMO-ES. Mechanical testing conformed to the standard for Testing and Analysis of Joist Hangers and Miscellaneous Connectors (EC002-2011), and rain testing conformed to the Underwriters Laboratory Standard for Gas Vents (UL 441-96 Section 25).

Lag pull-out (withdrawal) capacities (lbs) in typical roof lumber (ASD)	Specific Gravity	5/16" Shaft, 3" Thread Depth
Douglas Fir, Larch	.50	798
Douglas Fir, South	.46	705
Engelmann Spruce, Lodgepole Pine (MSR 1650 f & higher)	.46	705
Hem, Fir	.43	636
Hem, Fir (North)	.46	705
Southern Pine	.55	921
Spruce, Pine, Fir	.42	615
Spruce, Pine, Fir (E of 2 million psi and higher grades of MSR and MEL)	.50	798

Sources: American Wood Council, NDS 2005, Table 11.2A, 11.3.2A; Notes: i) Thread must be embedded in a rafter or other structural roof member. ii) See IBC for required edge distances.